

LED Worklights

Federal Signal Vama **LED worklights** are specially designed for Heavy Duty applications (heavy vehicles, platforms, excavators, tractors, etc.), and can be installed on all types of vehicles. Additionally, its special focus design creates **an excellent light distribution** to operate whether on close (flood light or wide (spot light) areas. Furthermore, thanks to die-cast aluminum housing with polycarbonate lens and stainless steel mounting hardware, these worklights are shock resistant and are prepared for working in a high-vibration environments.

| | |
|-----------------|--------------------------------------|
| Voltage: | 10-30V |
| Amperage: | 1.00Amp (12V) / 0.5Amp (24V) |
| Power: | 18W |
| Light output: | 1350 Lumens |
| Viewing angle: | 120° (flood light), 30° (spot light) |
| Certifications: | IP67 against dust and water |



Flood permanent light



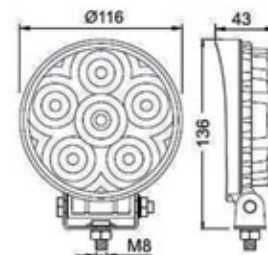
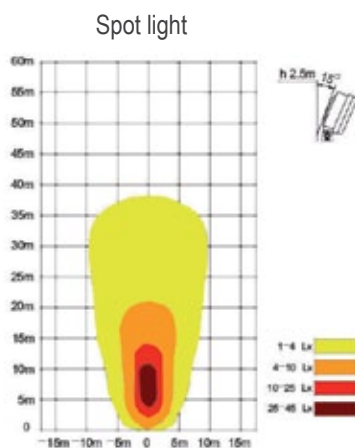
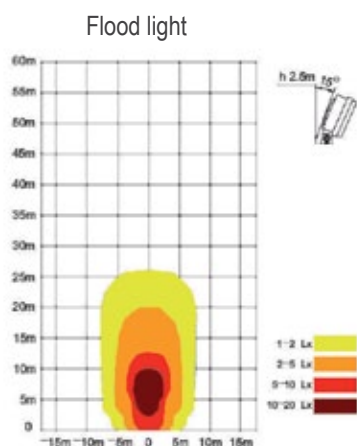
Spot permanent light



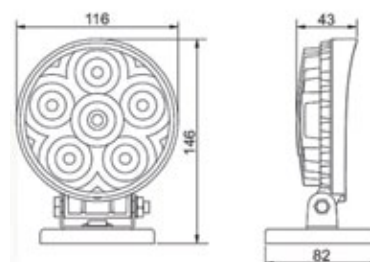
Flood magnetic light



Spot magnetic



Permanent light dimensions (mm)



Magnetic light dimensions (mm)

| REF. | MOD. | DESCRIPTION |
|------|------|-------------|
|------|------|-------------|

Led Work lights, permanent mount

| | | |
|----------|--|--|
| 2010639A | | Round worklight, LED, flood, permanent mount, multivoltage |
|----------|--|--|

| | | |
|----------|--|---|
| 2010659A | | Round worklight, LED, spot, permanent mount, multivoltage |
|----------|--|---|

Led Work lights, magnetic mount

| | | |
|----------|--|---|
| 2010638A | | Round worklight, LED, flood, magnetic mount, multivoltage |
|----------|--|---|

| | | |
|----------|--|--|
| 2010660A | | Round worklight, LED, spot, magnetic mount, multivoltage |
|----------|--|--|

* All references above have 1 year warranty minimum (parts & labour). For more information, please refer to the FSV product guide (Sales conditions-Limited warranty) or contact our sales department.

** Magnetic mounting models produced for a temporary use on the roof of the vehicle.